

# November 2023

## Monthly Operations Report



## Table of Contents

1.0	Volumes and Lane Usage .....	3
2.0	Revenues .....	5
3.0	Operational Incidents, Issues, and Closures .....	5
4.0	Mean Time Between Failure (MTBF) and Mean Time to repair (MTTR) .....	7

### TABLES

Table 1 – Monthly Traffic Summaries .....	4
Table 2 – Managed Lanes Closures to Date .....	7
Table 3 – ETCS Issues per CA Schedule 6 Appendix 6-2 .....	7
Table 4 - Status of Noncompliance Categories .....	7
Table 5 – Mean Time Between Failure & Mean Time To Repair .....	7

### FIGURES

Figure 1 – Monthly Traffic Distribution .....	4
Figure 2 – Daily Traffic Counts .....	5

# INTRODUCTION

Pursuant to Schedule 6, Section 1.8.2(a) of the Concession Agreement, Plenary Roads Denver (“PRD”) is required to submit a monthly report covering all essential statistics related to the Managed Lanes. The following data covers the month of November 2023. Operationally, November was a positive month. Several routine maintenance tasks were completed, there were minimal incidents to maintained elements, and traffic volumes were consistent with expectations.

## 1.0 VOLUMES AND LANE USAGE

Over the last several months as more commuters use the transponders for either ExpressToll™ (AVI) or HOV travel, License Plate (LPT) transactions have consistently decreased as a percentage of total traffic volume. The total monthly gantry traffic volume for November 2023 in the I-25 Central and US 36 Managed Lanes was 242,415 and 1,189,500 respectively.

The table below provides the monthly summary for each Managed Lanes roadway, along with a detailed breakdown of weekday volumes. For reference, the AM Peak Period is considered to be weekdays from 6:45 am – 8:45 am. The PM Peak Period is considered to be, weekdays, from 4:15pm – 5:45pm. It should be noted, that the I-25 Managed Lane traffic reflects traffic counts from a single gantry and US 36 Managed Lane counts reflect fourteen gantries, seven gantries in each direction. Therefore, US 36 data will indicate far greater traffic counts that are not comparative to those of I-25.

The following charts depict the distribution of traffic by type (Figure 1) and the daily traffic counts (Figure 2) and for the month.

<b>Traffic Summary (US-36)</b>					
	<b>AVI</b>	<b>LPT</b>	<b>HOV</b>	<b>Non-Rev</b>	<b>Total</b>
<b>Total Monthly Traffic</b>	513,234	487,633	185,329	3,304	1,189,500
<b>Maximum Weekday Traffic</b>	27,881	24,132	10,751	207	59,318
<b>Average Weekday Traffic</b>	20,210	18,615	6,009	130	44,964
<b>Average Hourly AM Peak Traffic</b>	2,498	1,993	601	12	5,104
<b>Average Hourly PM Peak Traffic</b>	3,000	2,755	795	7	6,557

Traffic Summary (I-25C)					
	AVI	LPT	HOV	Non-Rev	Total
Total Monthly Traffic	50,276	148,987	42,917	235	242,415
Maximum Weekday Traffic	2,896	8,114	1,942	19	12,562
Average Weekday Traffic	2,097	6,177	1,575	10	9,849
Average Hourly AM Peak Traffic	285	835	191	1	1,311
Average Hourly PM Peak Traffic	251	651	181	1	1,083

Table 1 – Monthly Traffic Summaries

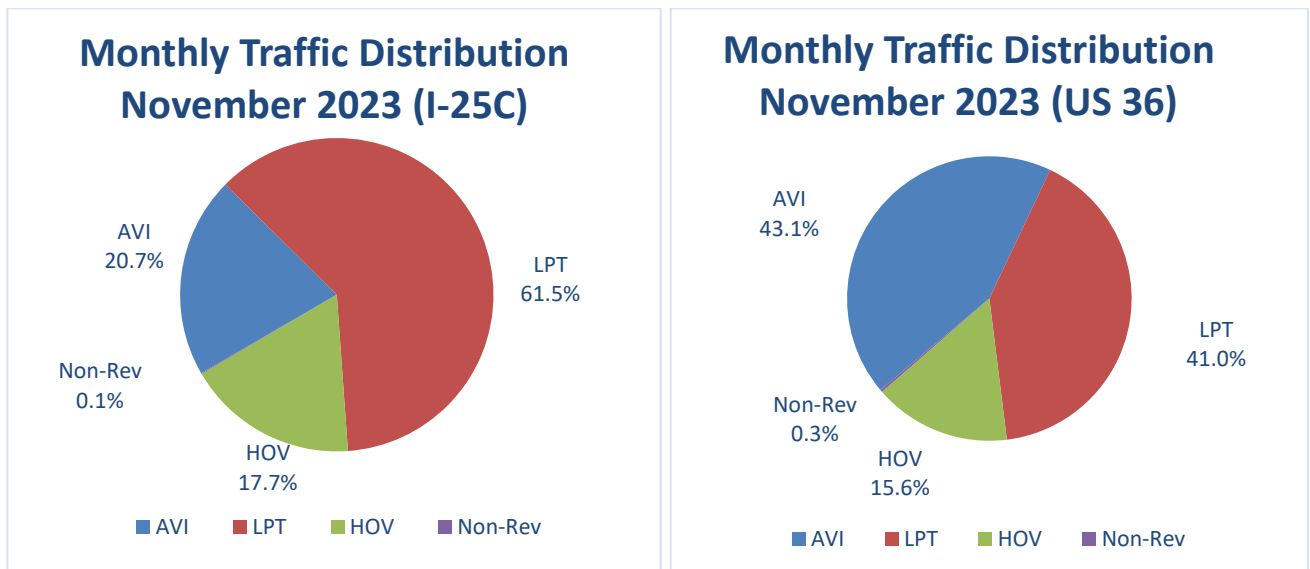
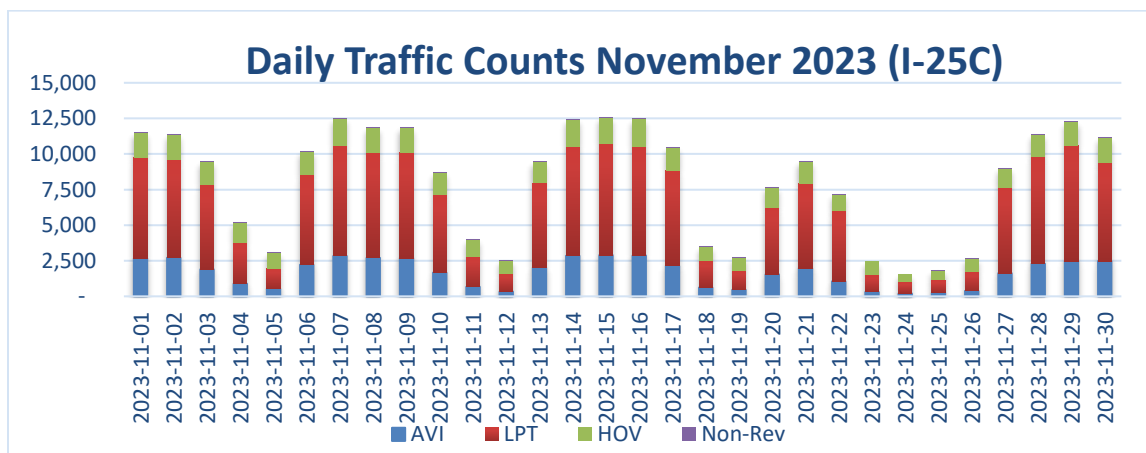


Figure 1 – Monthly Traffic Distribution



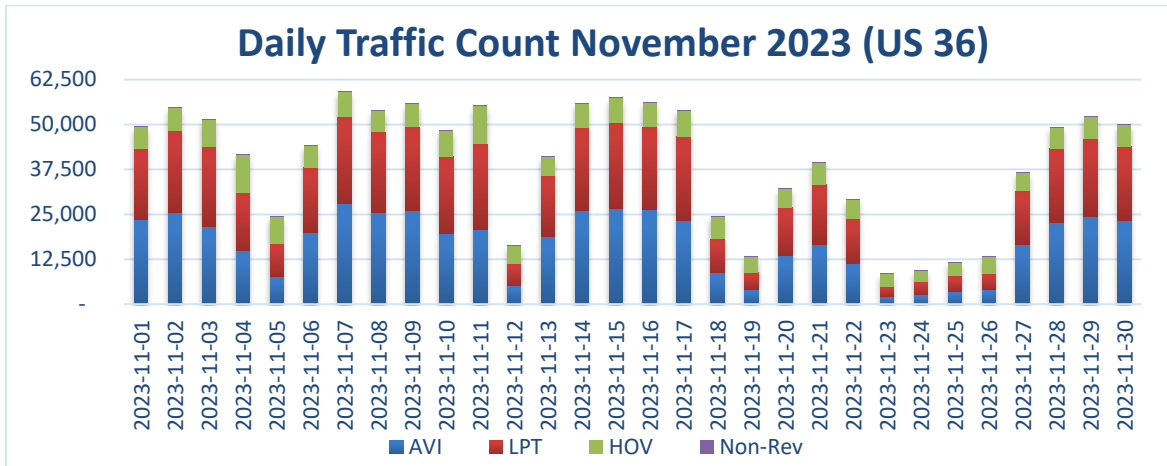


Figure 2 – Daily Traffic Counts

## 2.0 REVENUES

During the month of November 2023, PRD collected \$829,515 and \$1,038,736 from users of the I-25 Central and US36 Managed Lanes, respectively. For purposes of this report, revenues are recognized at the time of collection, which is typically sometime after they have been incurred for those customers who are billed based on their license plate. For example, if a single-occupant vehicle uses the lanes in October but pays in January, the associated revenue is attributed to January.

## 3.0 OPERATIONAL INCIDENTS, ISSUES, AND CLOSURES

The project had numerous routine debris removals, lighting incidents, guardrail incidents, sign incidents, and graffiti control during the month. The routine lighting, guardrail, roadway markings and sign incidents are all planned for repair within the allowable response period and several previously identified lighting incidents were repaired. All incidents were responded to and rectified within the allowable timeframes.

Date	Start	Stop	Duration
July 3, 2023	05:00	06:56	1:56
July 20, 2023	17:20	18:29	1:09
July 24, 2023	18:35	19:41	1:06
August 3, 2023	16:08	16:47	0:39
August 7, 2023	05:53	06:47	0:54
August 8, 2023	17:53	18:32	0:39

August 10, 2023	08:26	09:36	1:10
August 16, 2023	14:48	15:10	0:22
August 22, 2023	16:23	17:25	1:02
August 23, 2023	13:03	13:48	0:45
August 24, 2023	18:32	19:25	0:53
August 29, 2023	08:25	09:14	0:49
August 30, 2023	07:40	08:15	0:35
August 31, 2023	07:34	08:27	0:53
September 19, 2023	08:05	10:00	1:55
September 19, 2023	18:23	18:50	0:37
September 21, 2023	17:33	18:58	1:25
September 21, 2023	18:35	18:59	0:24
September 29, 2023	07:41	08:06	0:25
September 29, 2023	09:29	10:16	0:47
September 29, 2023	14:50	16:43	1:53
September 29, 2023	18:07	19:00	0:53
October 2, 2023	08:55	10:55	2:00
October 11, 2023	06:48	07:47	0:59
October 11, 2023	09:22	10:29	1:07
October 13, 2023	18:10	18:50	0:40
October 13, 2023	18:50	19:30	0:40
October 18, 2023	08:27	09:11	0:44
October 19, 2023	17:36	18:50	1:14
October 23, 2023	16:53	20:13	3:20
October 24, 2023	16:43	17:48	1:05
October 24, 2023	18:43	19:57	1:04
October 25, 2023	15:42	16:08	0:26
October 26, 2023	18:14	18:54	0:40
November 1, 2023	08:32	09:24	0:52
November 6, 2023	16:55	18:05	1:10
November 7, 2023	08:44	09:37	0:53
November 13, 2023	18:57	19:38	0:41
November 15, 2023	16:12	17:27	1:17
November 24, 2023	06:42	07:06	0:24

November 28, 2023	16:43	18:32	0:49
November 30, 2023	08:45	09:15	0:30
Total			33 hours 5 minutes
Remaining Closure Hours Available (Ref: CA 29.7)			0 hours 0 minutes

Table 2 – Managed Lanes Closures to Date

The table below provides a listing of ETCS items recorded this month, consistent with Appendix 6-2 of Schedule 6.

Element ID	Cat	Element	Performance Item	PRD Notified	Contractual Cure Period	Cure Achieved
None						

Table 3 – ETCS Issues per CA Schedule 6 Appendix 6-2

The table below provides a status of all Noncompliance categories in accordance with paragraph 1.2 of Schedule 10.

Non-compliance Location	Nature	Cause	Cure Date	Uncured Non-compliance Point	Unexpired Non-compliance Point	365 Day Expiration Date	1095 Day Expiration Date
None							

Table 4 – Status of Noncompliance Categories

#### 4.0 MEAN TIME BETWEEN FAILURE (MTBF) AND MEAN TIME TO REPAIR (MTTR)

Mean Time Between Failure (MTBF) and Mean Time To Repair (MTTR) data is provided in the table below. Only Maintained Elements that were repaired during the reporting period and had a failure type breakdown are listed in the table. We consider a breakdown to be a failure when the element cannot be used for its intended purpose until repaired.

Maintained Element	Mean Time Between Failure (MTBF) (Hours)	Mean Time To Repair (MTTR) (Hours)
None	N/A	N/A

Table 5 – Mean Time Between Failure & Mean Time To Repair


OPERATIONS AND  
MAINTENANCE  
MONTHLY REPORT  
NOVEMBER 2023

US 36 and I-25 Express  
Lanes Project

Prepared for:

Plenary Roads Denver, LLC  
1700 Lincoln Street, Suite 3000  
Denver, CO 80203

Attention: Mr. Christian Guevara, PE



Prepared By:

Webber  
10525 West 120<sup>th</sup> Avenue  
Broomfield, CO 80021  
United States of America

Nick Reinsvold  
Project Manager




OPERATIONS AND MAINTENANCE – MONTHLY REPORT  
 NOVEMBER 2023  
 US 36 and I-25 Express Lanes Project

Revision	Date	Approved
Rev. 0	12/5/2023	<i>Nick Reinsvold</i>

This report titled *Operations and Maintenance Monthly Report, November 2023* has been prepared by Webber for the exclusive use of Plenary Roads Denver, LLC (PRD). No other party is an intended beneficiary of this report or the information, opinions, and conclusions contained herein. Any use by any party other than PRD of any of the information, opinions, or conclusions is the sole responsibility of said party. The use of this report shall be at the sole risk of the user regardless of any fault or negligence of PRD or Webber.

The information and analyses contained herein have been completed to a level of detail commensurate with the objectives of the assignment and in light of the information made available to Webber at the time of preparation. This report and its supporting documentation have been reviewed and/or checked for conformance with industry-accepted norms. To the best of the information and belief of Webber, the information presented in this report is accurate to within the limitations specified herein.

This report is Webber pdf file: OM Monthly Report NOVEMBER 2023.pdf. Any reproductions or modifications of this report are uncontrolled and may not be the most recent revision.



The O&M Monthly Report contains all relevant information for the month. Webber continues ongoing and preventive maintenance activities for the I-25 and US36 Managed Lanes Project.

### Webber Commitment to Safety

Webber conducted weekly toolbox talk meetings during the month. The purpose of the toolbox talks is to cover important safety items that relate to the project such as near misses, “better ways” as to how safety is conducted for the Project, and discussion on safety procedures for maintenance activities. In addition to the toolbox talks, Webber conducts a weekly progress meeting. This is a forum for feedback from staff on Operations, Incident Response, and Maintenance activities.

Toolbox Talks this month included:

- Looking Out For Others
- Plan Your Work
- Dangers of the Holidays
- Visibility and Reflectivity

### A. Summary of the Planned Maintenance Activities for the Upcoming Month

Webber has identified the upcoming planned maintenance activities as described in Table 1.7.1.3 of The Maintenance Management Plan. These activities include preventative and routine maintenance in order to successfully operate and maintain the Project. A listing of the planned maintenance activities for the month are included below.

*Fig. A-1 Planned Maintenance Activities for the Upcoming Month*

X – Indicates the day the task is planned.

Performance Standard Identification Number (Table 6.1)	Work Activity-Description	Frequency	Dec-23																														
			1	2	3	4	5	6	7	8	9	10	11	12	13	14	15	16	17	18	19	20	21	22	23	24	25	26	27	28	29	30	31
			F	S	S	M	T	W	T	F	S	S	M	T	W	T	F	S	S	M	T	W	T	F	S	S	M	T	W	T	F	S	S
ML-1	MAINTENANCE PATROL	Daily	X			X	X	X	X	X			X	X	X	X	X			X	X	X	X	X				X	X	X	X		
ML-1	FLEXIBLE PAVEMENT OBSERVATION / REPAIR	F-52							X							X							X								X		
ML-1	RIGID PAVEMENT OBSERVATION / REPAIR	F-52							X							X							X								X		
ML-2	DRAINAGE (INLET) OBSERVE/ CLEAN /	F-12												X																			
ML-2	DRAINAGE (PIPE/CULVERT) OBSERVE	F-12												X																			
ML-4	DELINEATORS & MARKERS OBSERVE / CLEAN /	F-12							X																								
ML-5	GUARDRAIL, SAFETY BARRIER	F-12							X																								
ML-6	SIGN OBSERVATION / REPAIR	F-52						X						X								X						X					
ML-8	STREET LIGHTING OBSERVATION /REPAIR	F-52						X						X								X						X					
ML-8	ELECTRICAL SUPPLY INSPECTION / REPAIR	F-12					X						X								X						X						
ML-8	ACCESS PANEL OBSERVATION / REPAIR	F-12					X						X								X						X						
ML-12	GRAFFITI OBSERVATION / REMOVAL	F-52							X							X							X								X		
ML-14	MECHANICAL ROAD SWEEPING	F-12											X	X	X	X	X																
ML-14	LITTER OBSERVATION / REMOVAL	Daily	X			X	X	X	X	X			X	X	X	X	X			X	X	X	X	X			X	X	X	X			
ML-15	NODE BUILDING 2 MAINTENANCE	F-1																	X														
ML-15	SAND STORAGE DOME MAINTENANCE	F-1																	X														
ML-15	LIQUID STORAGE FACILITY MAINTENANCE	F-1																	X														
	REVERSIBLE LANE OPERATIONS	Daily	X			X	X	X	X	X			X	X	X	X	X			X	X	X	X	X			X	X	X	X			

Frequency of Activity:

Daily – Daily Activity

F-4 – Quarterly Activity


F-52 – Weekly Activity

F-2 – Semi-Annual Activity

F-12 – Monthly Activity

F-1 – Annual Activity


**B. Summary of Performed and Completed Maintenance Activities**



*Fig. B-1 Performed and Complete Maintenance Activities for Prior Month*

P+A1:AH32 Performance Standard Identification Number (Table 6.1)	Work Activity-Description	Frequency	Nov-23																													
			1	2	3	4	5	6	7	8	9	10	11	12	13	14	15	16	17	18	19	20	21	22	23	24	25	26	27	28	29	30
			W	T	F	S	S	M	T	W	T	F	S	S	M	T	W	T	F	S	S	M	T	W	T	F	S	S	M	T	W	T
ML-1	MAINTENANCE PATROL	Daily	X	X	X			X	X	X	X	X			X	X	X	X	X			X	X	X		X			X	X	X	X
ML-1	FLEXIBLE PAVEMENT OBSERVATION / REPAIR	F-52							X								X						X							X		
ML-1	RIGID PAVEMENT OBSERVATION / REPAIR	F-52						X	X						X	X																X
ML-2	DRAINAGE (INLET) OBSERVE/ CLEAN /	F-12									X						X															
ML-2	DRAINAGE (PIPE/CULVERT) OBSERVE	F-12									X						X															
ML-4	DELINEATORS & MARKERS OBSERVE / CLEAN /	F-12															X															
ML-5	GUARDRAIL, SAFETY BARRIER	F-12						X	X	X											X									X		
ML-6	SIGN OBSERVATION / REPAIR	F-52	X	X	X									X																		
ML-8	STREET LIGHTING OBSERVATION /REPAIR	F-52							X								X													X		
ML-8	ELECTRICAL SUPPLY INSPECTION / REPAIR	F-12							X																							
ML-8	ACCESS PANEL OBSERVATION / REPAIR	F-12							X																							
ML-10	HERBICIDE & WEED CONTROL MAINTENANCE	F-52						X							X						X								X			
ML-12	GRAFFITI OBSERVATION / REMOVAL	F-52		X										X							X								X			
ML-14	MECHANICAL ROAD SWEEPING	F-12																X				X	X						X		X	
ML-14	LITTER OBSERVATION / REMOVAL	Daily	X	X	X			X	X	X	X	X			X	X	X	X	X			X	X	X		X			X	X	X	X
ML-15	NODE BUILDING 2 MAINTENANCE	F-1															X															
ML-15	SAND STORAGE DOME MAINTENANCE	F-1															X															
ML-15	LIQUID STORAGE FACILITY MAINTENANCE	F-1															X															
	REVERSIBLE LANE OPERATIONS	Daily	X	X	X			X	X	X	X	X			X	X	X	X	X			X	X	X		X			X	X	X	X

*X Indicates the day of the month that the task was completed.*



*Fig. B-2 Work Accomplished This Month*

<b>102.00 - Inspections and Patrols ,HR</b>	<b>48.0</b>
<b>102.00 - PLANNING &amp; SCHEDULING, HR</b>	<b>158</b>
<b>152.00 - Flex Pavement Patch/Repair, YD2</b>	<b>6.0</b>
<b>152.10 - Rigid Pavement Patch/Repairs, YD2</b>	<b>24.0</b>
<b>156.00 - Crack Seal Flex Pavement-Hand, GAL</b>	<b>60.0</b>
<b>156.10 - Crack &amp; Joint Seal Rigid Pave-Hand, GAL</b>	<b>140</b>
<b>162.00 - Blading Shouldering Unpaved Surface/Shlder, MI</b>	<b>800</b>
<b>202.00 - Drain Structure Clean Repair Replace, EA</b>	<b>5.0</b>
<b>216.00 - Fence Gate Cattleguard Clean Maint, LF</b>	<b>1500</b>
<b>218.00 - Litter and Trash Clean up, YD2</b>	<b>42.0</b>
<b>218.98 - Graffiti, LF</b>	<b>2.0</b>
<b>218.99 - Roadway Hazard Debris, YD2</b>	<b>.0</b>
<b>220.00 - Sweeping - Machine, MI</b>	<b>63.0</b>
<b>360.00 - Metal Guard Rail Install Maintain Replace, LF</b>	<b>178</b>
<b>402.00 - Snow Plowing, MI</b>	<b>4845</b>
<b>260.00 - Tree Planting Removal Trimming, EA</b>	<b>3.0</b>
<b>302.00 - Single Sign Post Install Maintain Replace, EA</b>	<b>9.0</b>
<b>304.00 - Delineator Post Install Maintain Replace, EA</b>	<b>10.0</b>
<b>314.96 - Traffic Toll Operation (Snow), HR</b>	<b>157</b>
<b>329.00 - Courtesy Patrol, MI</b>	<b>8448</b>

**C. Summary of Planned Maintenance that was Not Completed for the Month**

Webber completed all scheduled maintenance activities for the month. Frequencies and/or actual date of the month of some activities may have been adjusted based on actual conditions.

**D. Summary of the Maintenance Activities and Results Performed for the Month Beyond Planned Maintenance**

A summary of unplanned maintenance activities provided below: None

Snow and Ice Control:

Precipitation Event Start		Equipment Deployed		Precipitation Event End		Service Level "A" Achieved in ML		Service Level "A" Achieved in GP	
11/23/2023	19:23	11/23/2023	18:10	11/25/2023	22:50	11/25/2023	11:30	11/25/2023	11:30

Hazardous Materials Incidents: None

**E. Operating Contractor’s Incident Response Logs Related to Maintenance Activities**

This section provides a summary of Webber performance related to the Performance and Measurement Criteria listed in Appendix 6-1.1 of the Operating Contract.



The table below provides a listing of items recorded this month:

	Description	Location	Notified	Response to Defects		
				Category 1		Category 2
				Hazard Mitigation	Permanent Remedy	Permanent Repair
GP5.1	GUARDRAIL (Impact Damage)	MP 45.3 WB	07/27/2023 12:00:00	N/A	N/A	Reqd: 6 Months Resp: 11/08/2023 Actual: 3.45 Months
GP8.2	LIGHTING (Light Out)	MP 55.3	08/07/2023 16:48:00	N/A	N/A	Reqd: 6 Months Resp: 11/06/2023 Actual: 3.03 Months
GP5.1	GUARDRAIL (Impact Damage)	MP 48.9 EB	08/23/2023 16:42:00	N/A	N/A	Reqd: 6 Months Resp: 11/07/2023 Actual: 2.53 Months
GP9.1	FENCE-WALL (Impact Damage)	MP 51 WB	10/24/2023 14:44:00	N/A	N/A	Reqd: 6 Months Resp: 11/09/2023 Actual: 0.54 Months
GP6.1	SIGN (Sign Down)	MP 50.8 WB	10/27/2023 12:00:00	N/A	N/A	Reqd: 6 Months Resp: 11/01/2023 Actual: 0.15 Months
GP6.1	SIGN (Sign Down)	MP 49.4 WB	10/31/2023 18:52:00	N/A	N/A	Reqd: 6 Months Resp: 11/01/2023 Actual: 0.01 Months
GP6.1	SIGN (Sign Down)	MP 56.9 EB	10/31/2023 18:24:00	N/A	N/A	Reqd: 6 Months Resp: 11/01/2023 Actual: 0.03 Months
GP12.1	GRAFFITI	MP 39.0 EB	11/01/2023 19:43:00	N/A	Reqd: 10 Days Resp: 11/02/2023 Actual: 0.84 Days	N/A
GP12.1	GRAFFITI	MP 55.9 WB	11/01/2023 19:45:00	N/A	Reqd: 10 Days Resp: 11/02/2023 Actual: 1.09 Days	N/A
GP6.1	SIGN (Sign Down)	MP 51.0 WB	11/01/2023 01:00:00	N/A	N/A	Reqd: 6 Months Resp: 10/31/2023 Actual: 0.02 Months
GP6.1	SIGN (Sign Leaning)	MP 41.4 EB	11/01/2023 19:47:00	N/A	N/A	Reqd: 6 Months Resp: 11/02/2023 Actual: 0.03 Months
GP6.1	SIGN (Sign Down)	MP 54.9 EB	11/02/2023 16:03:00	N/A	N/A	Reqd: 6 Months Resp: 11/03/2023 Actual: 0.03 Months
GP1.1	DEBRIS (Ladder Removed From Roadway)	MP 57.1 WB	11/02/2023 20:19:00	Reqd: 1 Hours Resp: 11/02/2023 Actual: 0.48 Hours	N/A	N/A
GP8.1	LIGHTING (Light Out)	MP 55.4	11/06/2023 18:21:00	N/A	N/A	Reqd: 6 Months Resp: 11/23/2023 Actual: 0.54 Months
GP5.1	GUARDRAIL (Impact Damage)	MP 45.3 WB	11/07/2023 17:43:00	N/A	N/A	Reqd: 6 Months Resp: 11/08/2023 Actual: 0.10 Months
GP1.2	POTHOLE	MP 45.9 EB	11/07/2023 17:45:00	N/A	N/A	Reqd: 6 Months Resp: 11/08/2023 Actual: 0.01 Months
GP1.1	DEBRIS (Chairs Removed From Roadway)	MP 42.0 EB	11/08/2023 17:11:00	Reqd: 1 Hours Resp: 11/08/2023 Actual: 0.68 Hours	N/A	N/A
GP5.1	GUARDRAIL (Impact Damage)	MP 37.5 EB	11/13/2023 21:29:00	N/A	N/A	Reqd: 6 Months Resp: IN PROGRESS Actual: N/A
GP6.1	SIGN (Sign Down)	MP 216.7 SB	11/13/2023 13:53:00	N/A	N/A	Reqd: 6 Months Resp: 11/13/2023 Actual: 0.10 Months
GP6.1	SIGN (Sign Turned)	MP 43.3 EB	11/13/2023 13:46:00	N/A	N/A	Reqd: 6 Months Resp: 11/13/2023 Actual: 0.10 Months

GP6.1	SIGN (Sign Turned)	MP 44.3 WB	11/13/2023 13:37:00	N/A	N/A	Reqd: 6 Months Resp: 11/13/2023 Actual: 0.10 Months
GP6.1	SIGN (Sign Turned)	MP 44.2 WB	11/13/2023 13:47:00	N/A	N/A	Reqd: 6 Months Resp: 11/13/2023 Actual: 0.10 Months
GP2.1	DRAINAGE (Debris Removed From Drain)	MP 212.8	11/14/2023 19:40:00	N/A	N/A	Reqd: 6 Months Resp: 11/15/2023 Actual: 0.02 Months
GP2.1	DRAINAGE (Debris Removed From Drain)	MP 55.3 WB	11/14/2023 16:02:00	N/A	N/A	Reqd: 6 Months Resp: 11/15/2023 Actual: 0.03 Months
GP10.4	TREES (Overgrown Trees)	MP 55.4 WB	11/14/2023 16:09:00	N/A	N/A	Reqd: 28 Days Resp: 11/15/2023 Actual: 1.28 Days
GP10.4	TREES (Overgrown Trees)	MP 54.8 WB	11/14/2023 20:50:00	N/A	N/A	Reqd: 28 Days Resp: IN PROGRESS Actual: N/A
GP1.2	POTHOLE	MP 54.5 WB	11/14/2023 16:06:00	N/A	N/A	Reqd: 6 Months Resp: 11/16/2023 Actual: 0.04 Months
GP1.8	SHOULDERS (Shoulder Drop)	MP 56.9 WB	11/14/2023 16:00:00	N/A	N/A	Reqd: 6 Months Resp: 11/14/2023 Actual: 0.10 Months
GP1.1	DEBRIS (Tote Removed From Roadway)	MP 53.0 EB	11/15/2023 17:08:00	Reqd: 1 Hours Resp: 11/15/2023 Actual: 0.13 Hours	N/A	N/A
GP5.2	ATTENUATOR (Impact Damage)	MP 57.0 EB	11/25/2023 13:08:00	N/A	N/A	Reqd: 6 Months Resp: IN PROGRESS Actual: N/A
GP5.1	GUARDRAIL (Impact Damage)	MP 54.4 WB	11/25/2023 15:17:00	N/A	N/A	Reqd: 6 Months Resp: IN PROGRESS Actual: N/A
GP5.1	GUARDRAIL (Impact Damage)	MP 216.8 NB	11/27/2023 14:16:00	N/A	N/A	Reqd: 6 Months Resp: IN PROGRESS Actual: N/A
GP6.1	SIGN (Sign Down)	MP 48.0 NB,EB	11/27/2023 21:46:00	N/A	N/A	Reqd: 6 Months Resp: IN PROGRESS Actual: N/A
GP1.1	DEBRIS (Wood Removed From Roadway )	MP 54.7 EB	11/28/2023 18:26:00	Reqd: 1 Hours Resp: 11/28/2023 Actual: 0.43 Hours	N/A	N/A
GP6.1	SIGN (Sign Down)	MP 55.9 EB	11/28/2023 16:14:00	N/A	N/A	Reqd: 6 Months Resp: IN PROGRESS Actual: N/A
GP1.2	POTHOLE	MP 45.9 WB	11/29/2023 20:32:00	N/A	N/A	Reqd: 6 Months Resp: IN PROGRESS Actual: N/A

All items were completed within the required response time. Items that are *In Progress* are still within the allowed response time.

## F. Detailed Results of All Inspections, Assessments, and Testing Activities

During this reporting period there were no special inspections, assessments, or testing results outside normal operating condition.

## G. Monthly Toll System Performance Reports

Toll system operated within proposed parameters per Webber observations.

## H. Preventative Maintenance Plan and Progress

Preventative Maintenance work is contingent on Initial Works Package implementation.

## I, J. Mean Time between Failure (MTBF), Mean Time to Repair (MTTR)

No Maintained Elements experienced a failure type breakdown this month. Webber considers a breakdown to be a failure when the element cannot be used for its intended purpose until repaired.